

City of Regina Map with Mcnab Highlighted

Introduction

The neighbourhood profiles provide demographic and household information from the Census. The data was obtained from Statistics Canada through the community data program and compiled by the City of Regina.



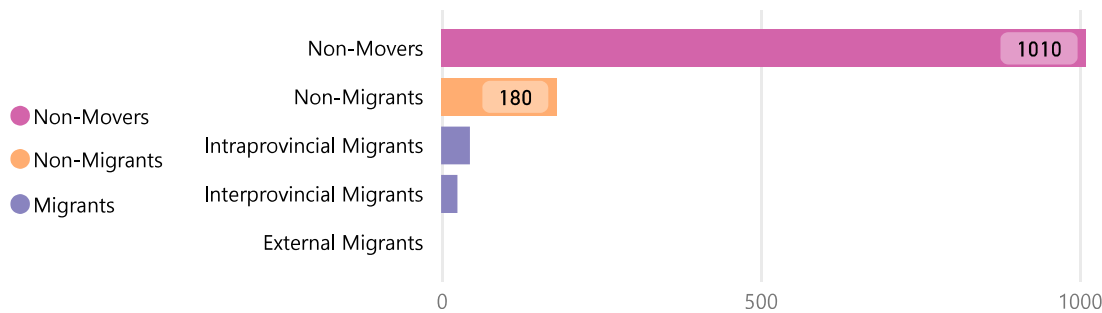
Population

Total Population, 2016
1755

Total Population, 2021
1280

% Population Change
-27.07%

Population By Mobility, 1 Year Ago



Mobility Status 1 Year Ago

Pop. Mobility Category	Population	Percentage
External Migrants	0	0.00%
Interprovincial Migrants	25	1.98%
Intraprovincial Migrants	45	3.57%
Non-Migrants	180	14.29%
Non-Movers	1010	80.16%
Total	1260	100.00%

Avg Age
44.50

Median Age
42.00

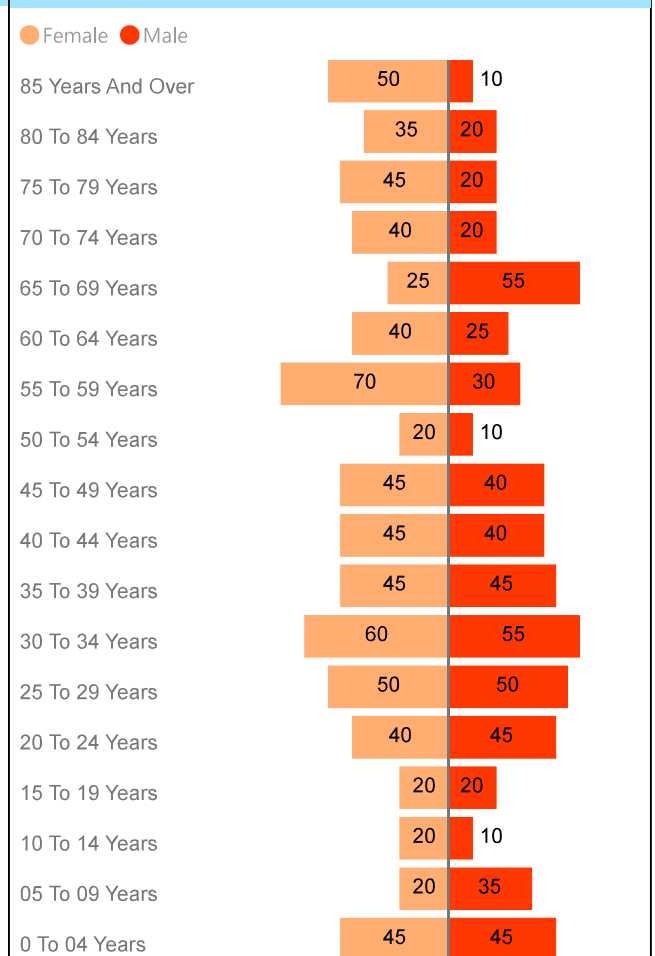
Avg Age (F)
47.40

Median Age (F)
46.80

Avg Age (M)
40.90

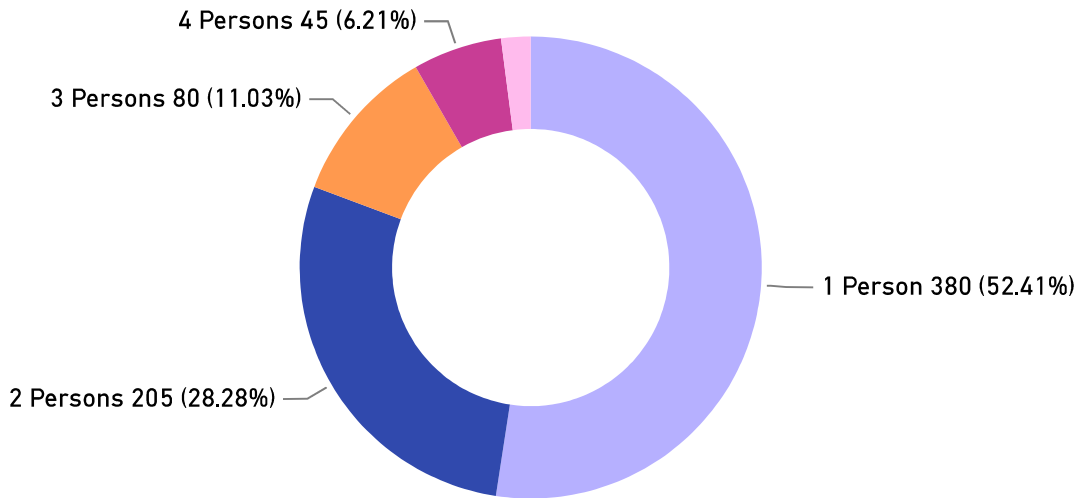
Median Age (M)
37.20

Population, by Age Structure

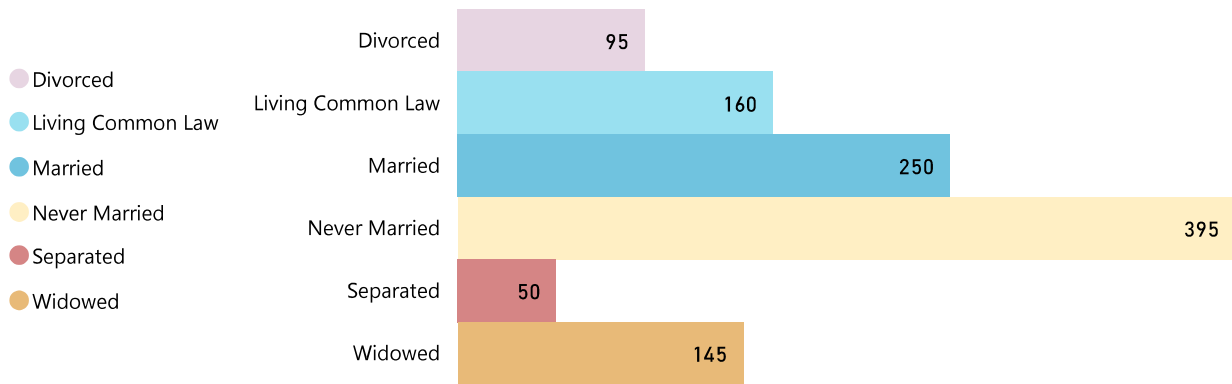


Living Arrangements

Private Households By Household Size



Marital Status For The Population Aged 15 Years And Over In Private Households

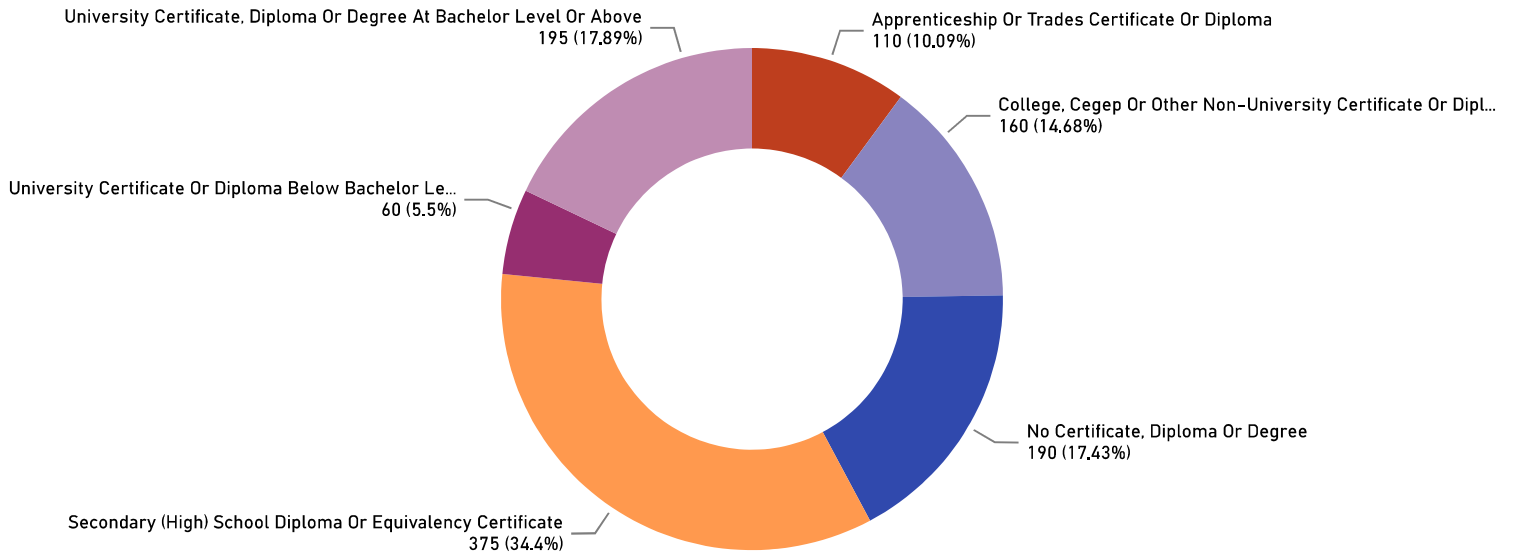


Marital Status For The Population Aged 15 Years And Over In Private Households

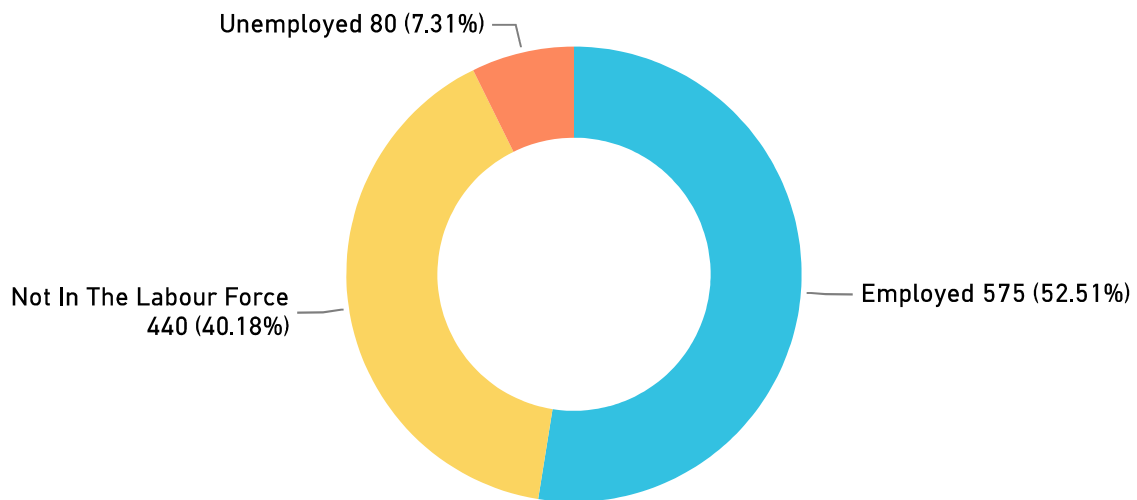
Marital Status	Population	Percent
Divorced	95	8.68%
Living Common Law	160	14.61%
Married	250	22.83%
Never Married	395	36.07%
Separated	50	4.57%
Widowed	145	13.24%

Education, Employment, Income

Highest Certificate, Diploma Or Degree For The Population Aged 15 Years And Over In Private Households

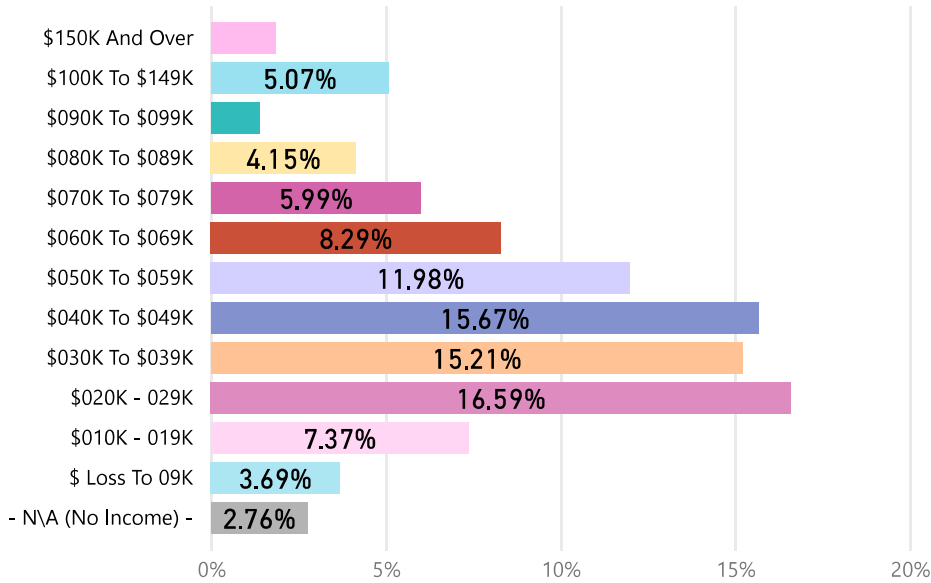


Population Aged 15 Years And Over By Labour Force Status



Education, Employment, Income

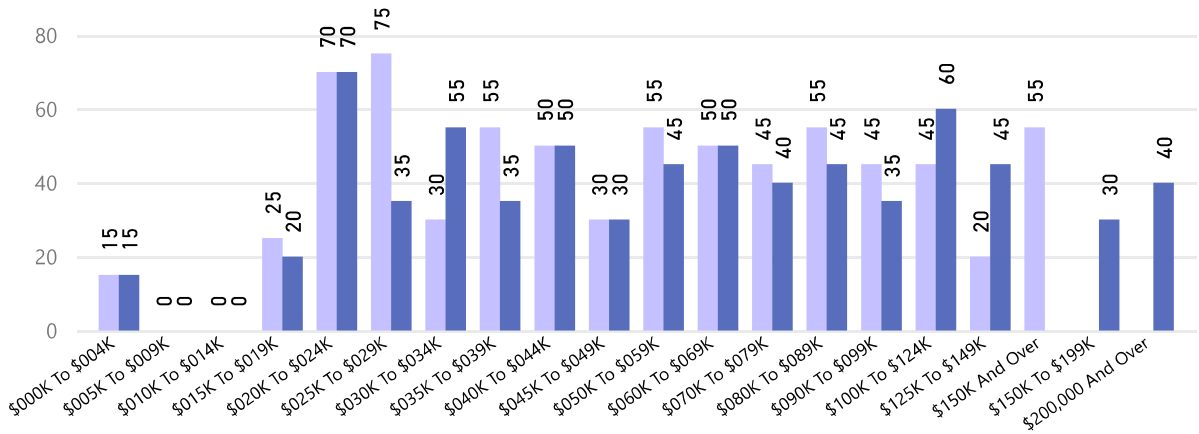
Income Groups In 2020 For The Population Aged 15 Years And Over In Private Households



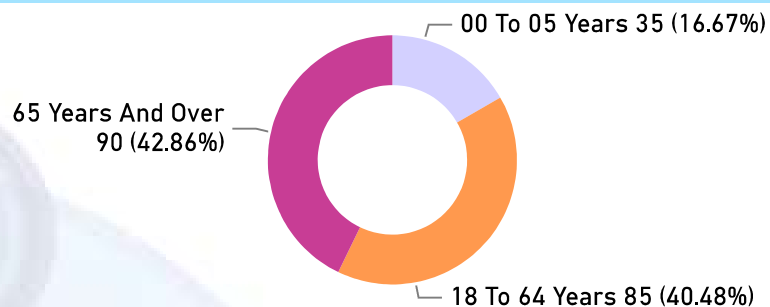
Household Income	73.60K
Average Pretax Income	
Household Income	63.70K
Average After-Tax Income	
Household Income	56.80K
Median Pre-Tax Income	
Household Income	50.80K
Median After-Tax Income	

Household Total Income Groups In 2020 For Private Households (Pre & Post Tax)

Private Households, After- Tax Income (light blue) Private Households, Pretax Income (dark blue)

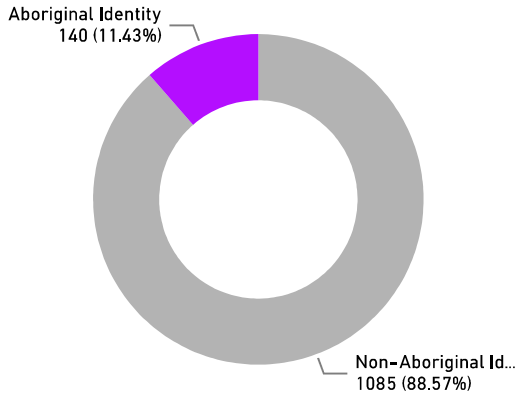


Population, By Age Group, With After Tax Income Below The Low Income Measure

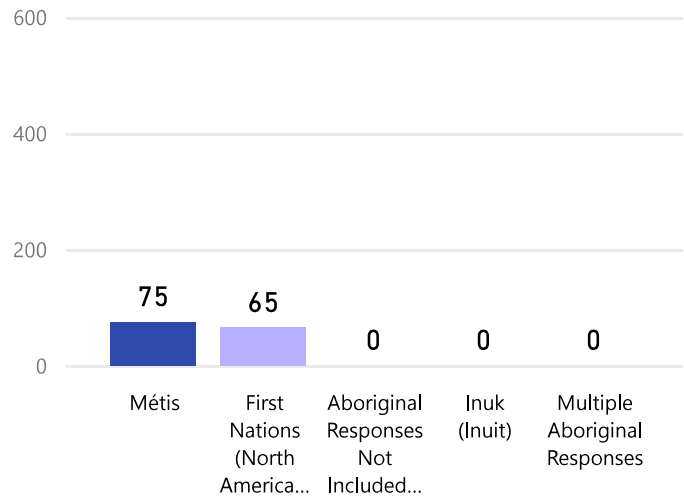


Diversity

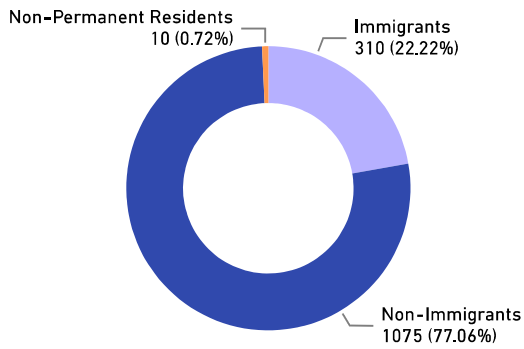
Population By Aboriginal Identity



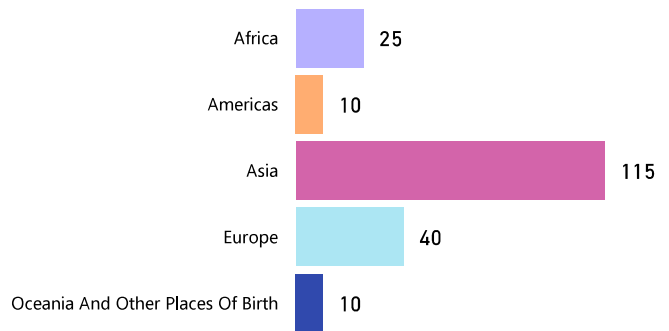
Population By Aboriginal Identity



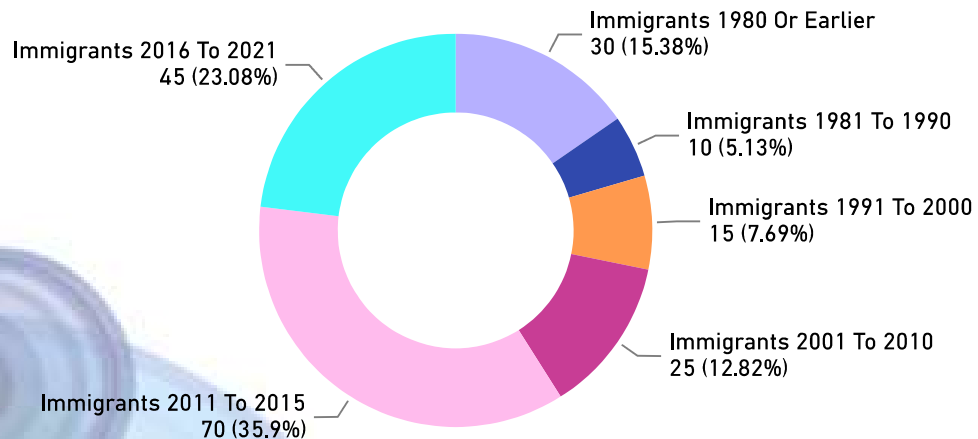
Population By Immigration Catagory



Immigrant Population By Region of Birth

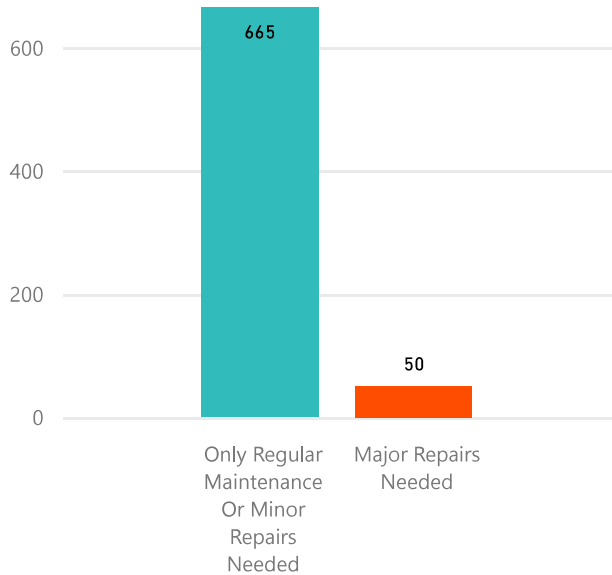


Immigrant Population By Year Of Immigration

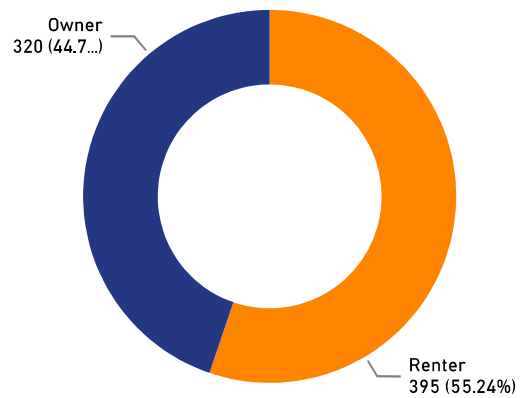


Housing

Private Dwellings Requiring Repairs



Private Dwellings By Tenure



Percent Of Owner Households Spending 30% Or More Of Household Income On Shelter

12.50%

% of Owner Households

Percent Of Tenant (Renter) Households Spending 30% Or More Of Household Income On Shelter

44.90%

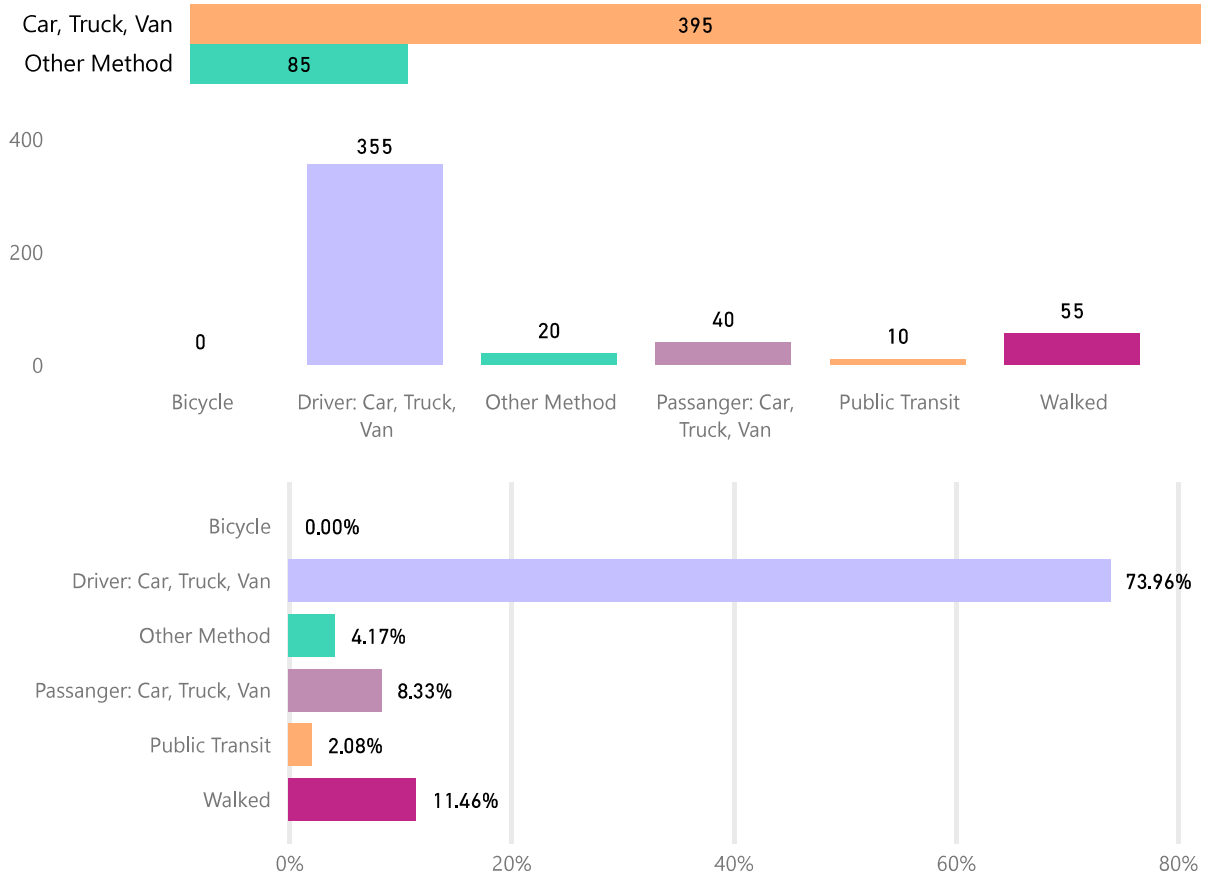
% of Tenant Households

Private Dwellings By Structure Type

Structure Type	Dwellings
Single-Detached House	345
Apartment In A Building That Has Fewer Than Five Storeys	250
Row House	85
Semi-Detached House	45
Apartment In A Building That Has Five Or More Storeys	0
Apartment Or Flat In A Duplex	0
Movable Dwelling	0
Other Single-Attached House	0
Total	725

Transportation

Main Mode Of Commuting For The Employed Labour Force Aged 15 Years And Over In Private Households With A Usual Place Of Work Or No Fixed Workplace Address



Commuter Method	Commuter Subtype	Population	%
Other Method	Bicycle	0	0.00%
Car, Truck, Van	Driver: Car, Truck, Van	355	73.96%
Other Method	Other Method	20	4.17%
Car, Truck, Van	Passanger: Car, Truck, Van	40	8.33%
Other Method	Public Transit	10	2.08%
Other Method	Walked	55	11.46%
Total		480	100.00%

Notes

- 1) The source of all information in this section of the Neighbourhood Profiles is from Statistics Canada, Census of Population.
- 2) To ensure confidentiality, Statistics Canada has rounded the values of the data either up or down to a multiple of 5 or 10.
- 3) The percentages in some of the tables and figures have been rounded and may not add to 100%.
- 4) All of the figures except the total population and the breakdown by age and sex are based on the population living in private dwellings, that is, not in collective dwellings. Collective dwellings include rooming houses, hotels, motels, nursing homes, hospitals, staff residences, group homes, and corrections facilities.
- 5) For definitions, see 2021 Statistics Canada Census Dictionary
<https://www12.statcan.gc.ca/census-recensement/2021/ref/dict/index-eng.cfm>

