

City of Regina Map with Albert Park Highlighted

Introduction

The neighbourhood profiles provide demographic and household information from the Census. The data was obtained from Statistics Canada through the community data program and compiled by the City of Regina.



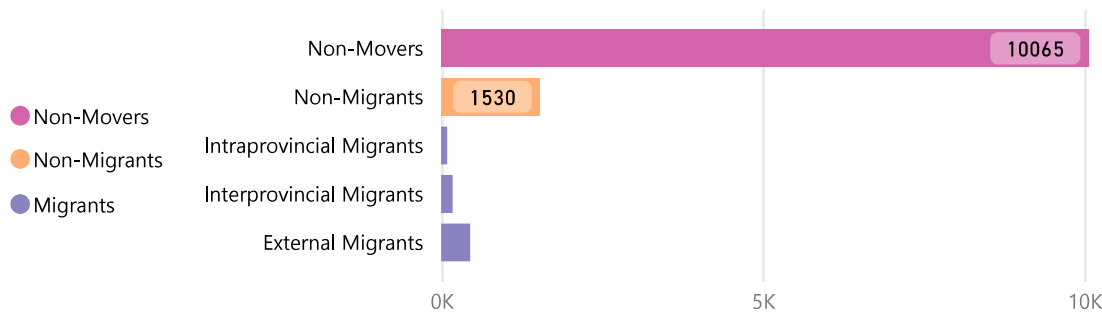
Population

Total Population, 2016
13210

Total Population, 2021
12475

% Population Change
- 5.56%

Population By Mobility, 1 Year Ago



Mobility Status 1 Year Ago

Pop. Mobility Category	Population	Percentage
Intraprovincial Migrants	90	0.73%
Interprovincial Migrants	175	1.42%
External Migrants	450	3.66%
Non-Migrants	1530	12.43%
Non-Movers	10065	81.76%
Total	12310	100.00%

Avg Age
41.80

Median Age
38.40

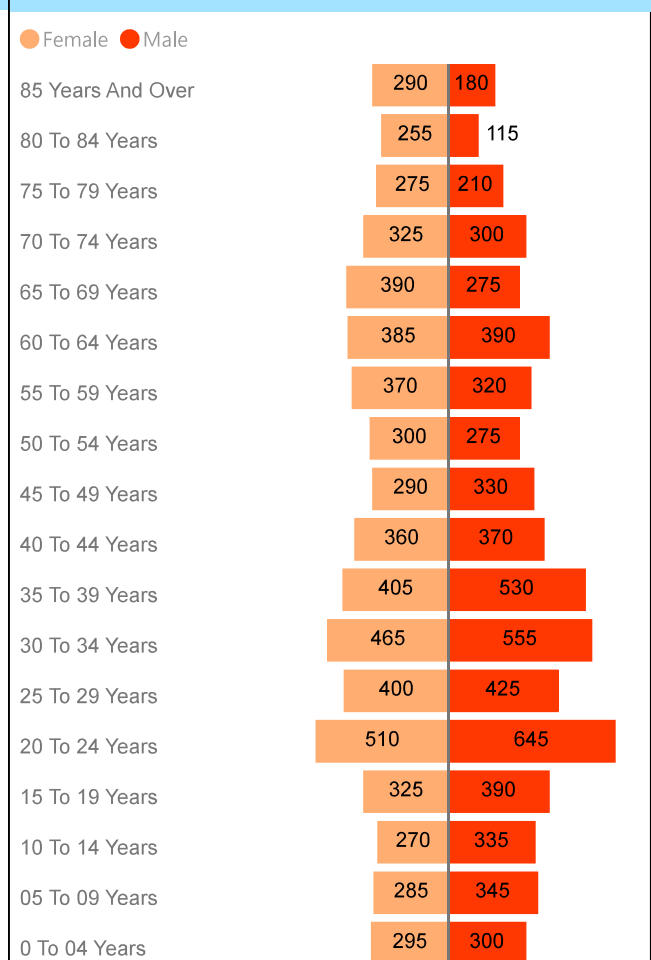
Avg Age (F)
44.00

Median Age (F)
42.00

Avg Age (M)
39.60

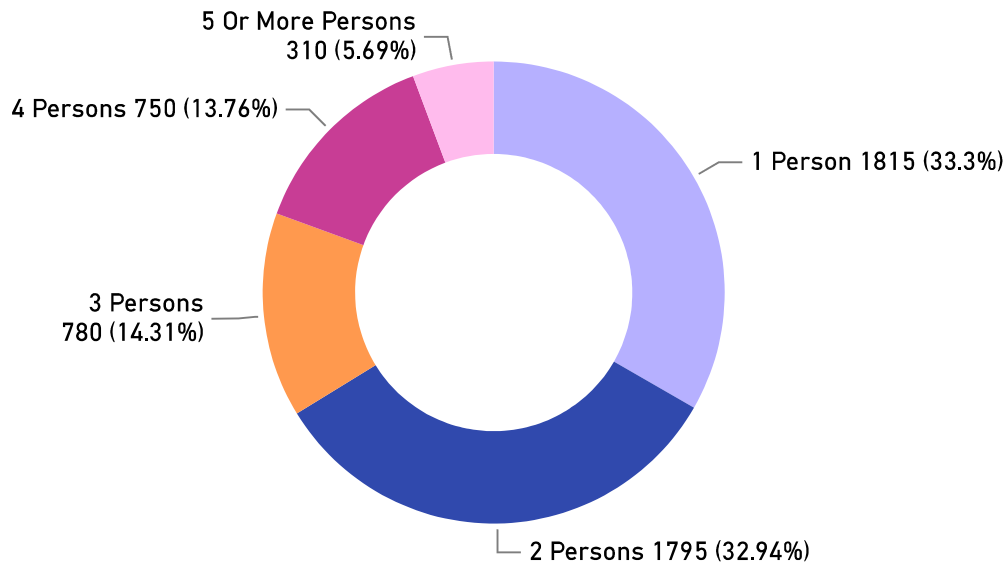
Median Age (M)
36.00

Population, by Age Structure

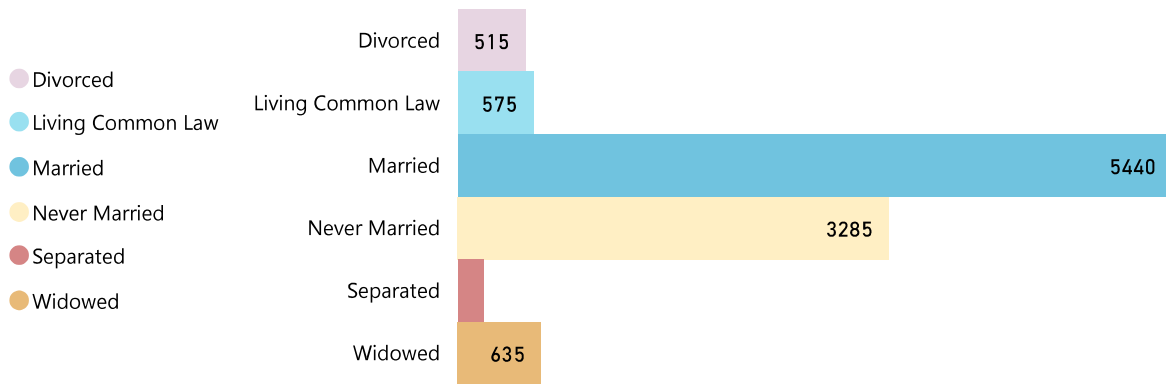


Living Arrangements

Private Households By Household Size



Marital Status For The Population Aged 15 Years And Over In Private Households

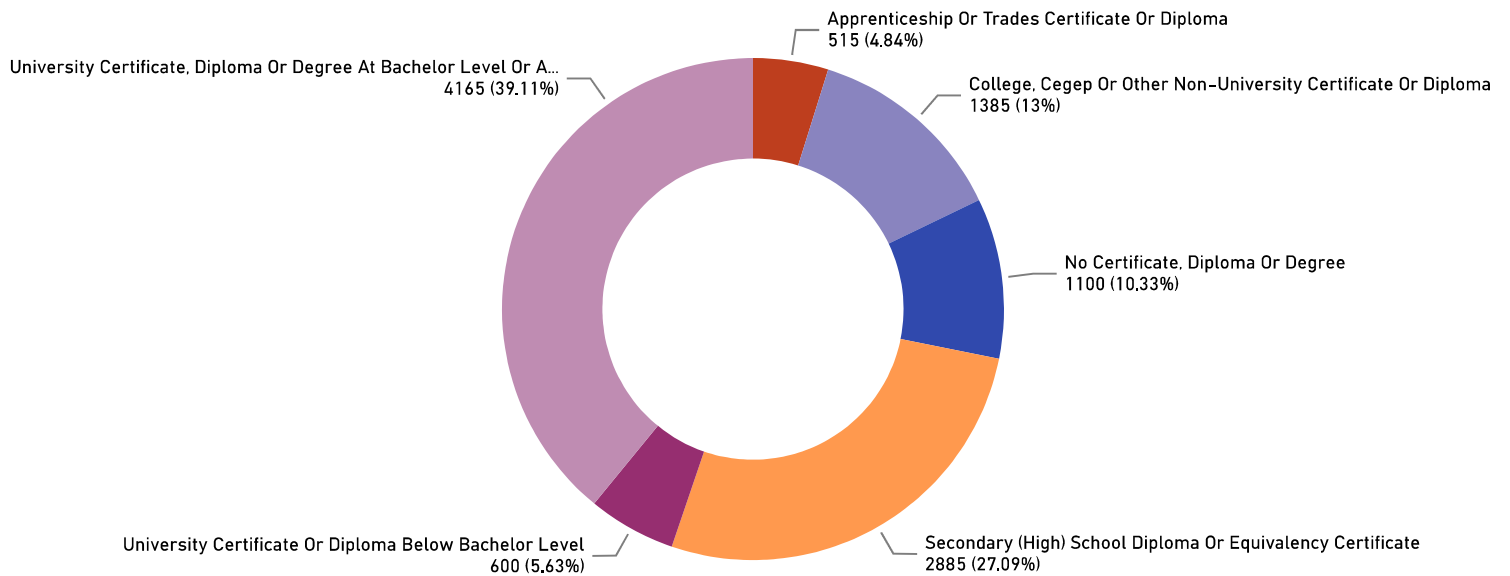


Marital Status For The Population Aged 15 Years And Over In Private Households

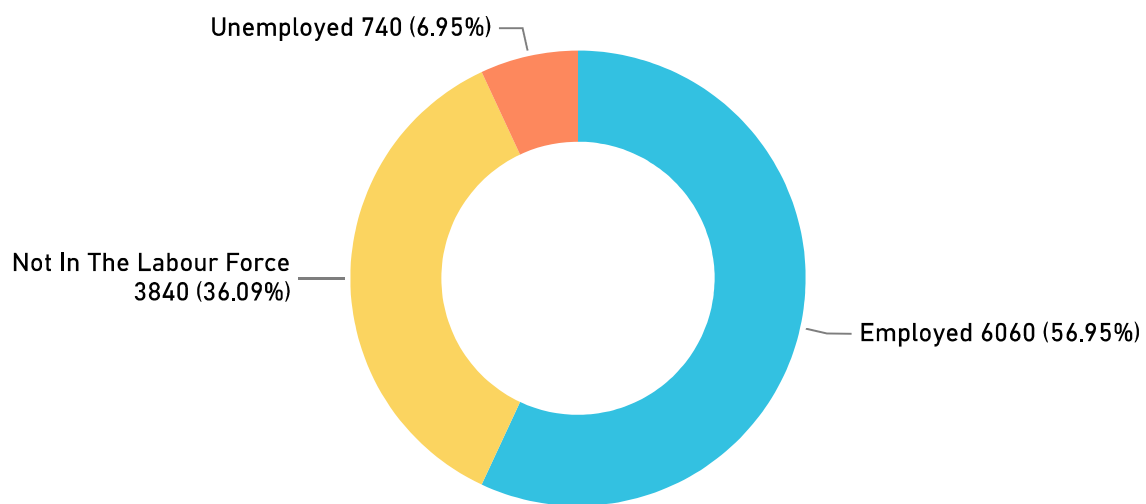
Marital Status	Population	Percent
Divorced	515	4.84%
Living Common Law	575	5.40%
Married	5440	51.10%
Never Married	3285	30.86%
Separated	195	1.83%
Widowed	635	5.97%

Education, Employment, Income

Highest Certificate, Diploma Or Degree For The Population Aged 15 Years And Over In Private Households

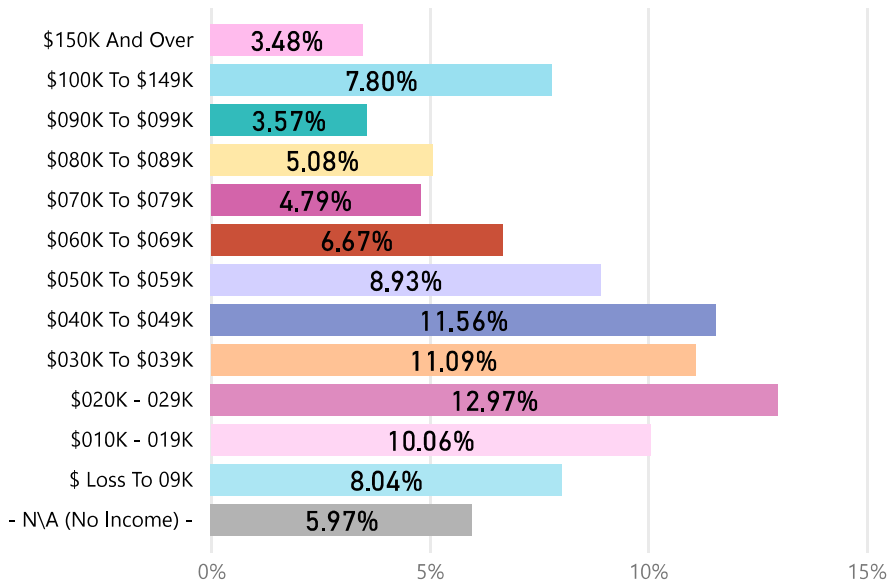


Population Aged 15 Years And Over By Labour Force Status



Education, Employment, Income

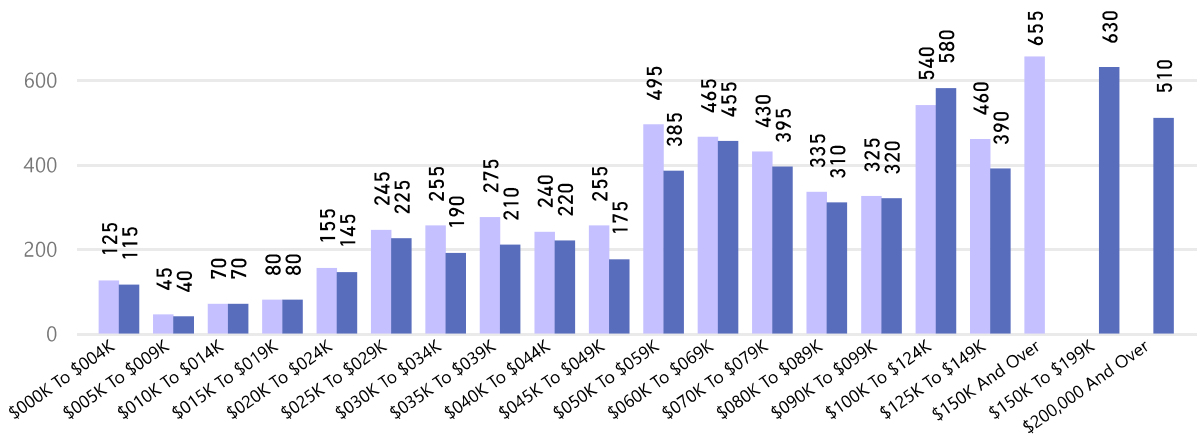
Income Groups In 2020 For The Population Aged 15 Years And Over In Private Households



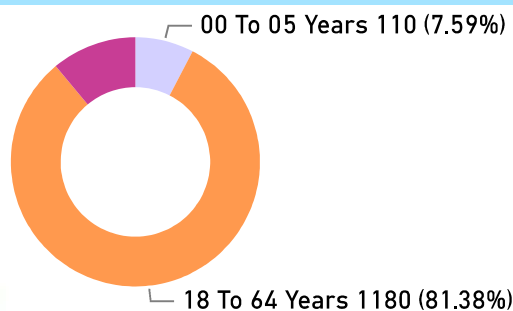
Household Income	102.40K
Average Pretax Income	
Household Income	84.90K
Average After-Tax Income	
Household Income	81.00K
Median Pre-Tax Income	
Household Income	70.50K
Median After-Tax Income	

Household Total Income Groups In 2020 For Private Households (Pre & Post Tax)

Private Households, After- Tax Income (light blue) Private Households, Pretax Income (dark blue)



Population, By Age Group, With After Tax Income Below The Low Income Measure

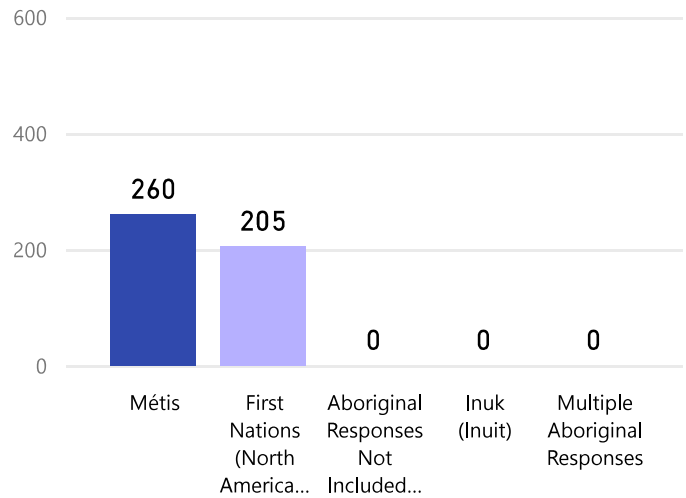


Diversity

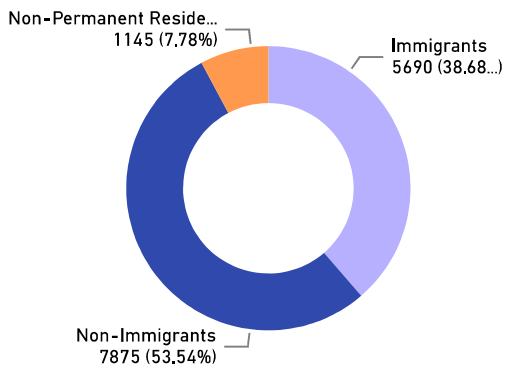
Population By Aboriginal Identity



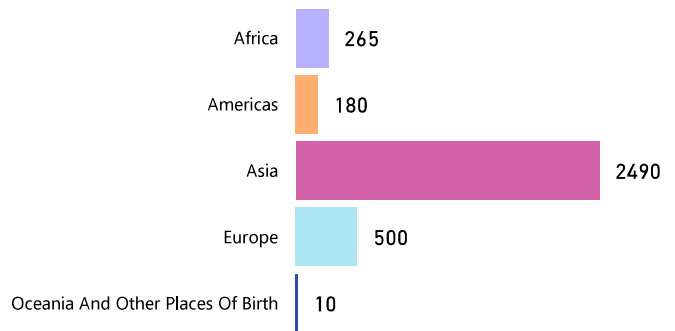
Population By Aboriginal Identity



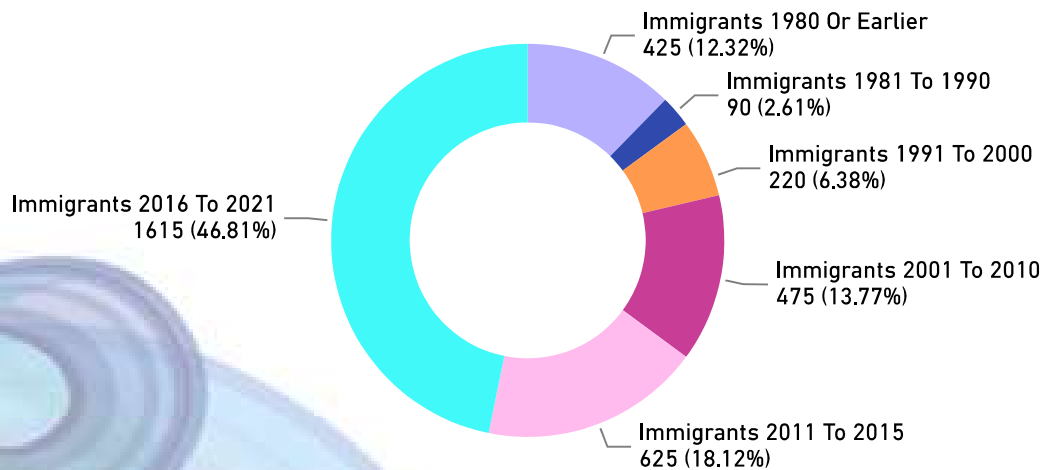
Population By Immigration Category



Immigrant Population By Region of Birth

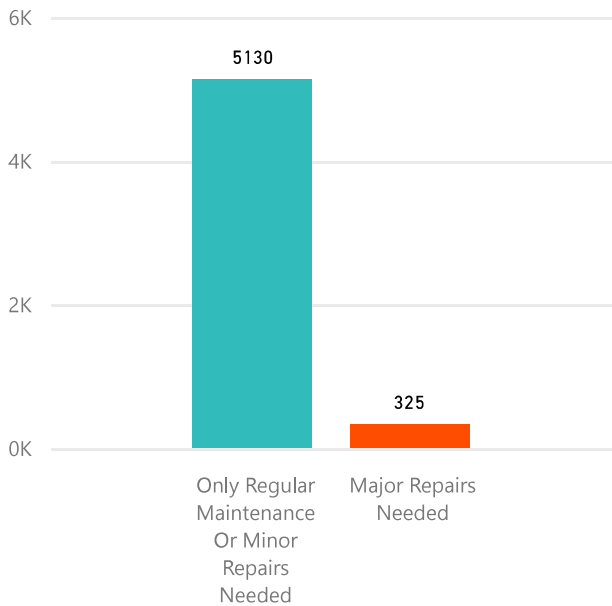


Immigrant Population By Year Of Immigration

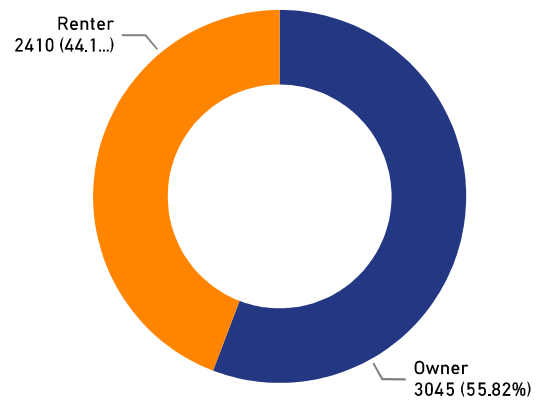


Housing

Private Dwellings Requiring Repairs



Private Dwellings By Tenure



Percent Of Owner Households Spending 30% Or More Of Household Income On Shelter

9.10%

% of Owner Households

Percent Of Tenant (Renter) Households Spending 30% Or More Of Household Income On Shelter

40.00%

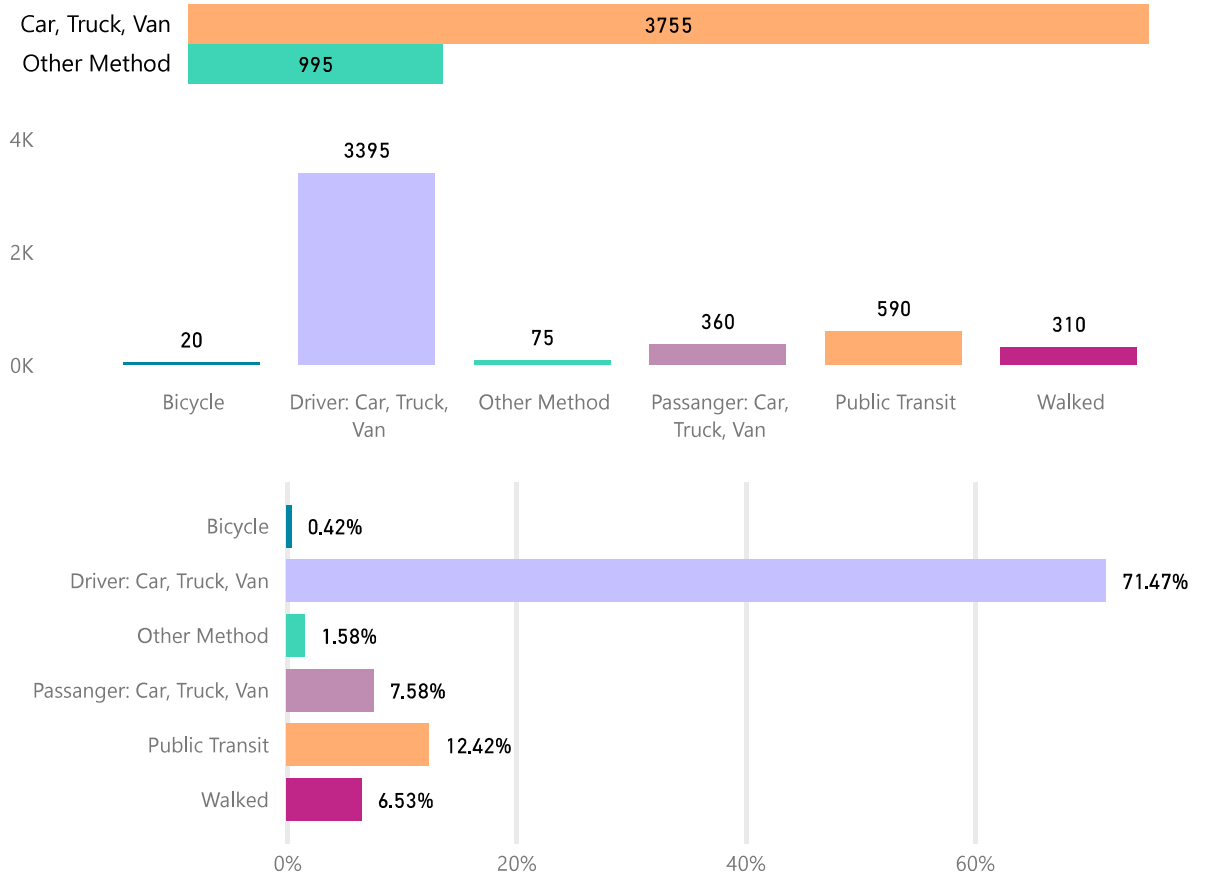
% of Tenant Households

Private Dwellings By Structure Type

Structure Type	Dwellings
Single-Detached House	2370
Apartment In A Building That Has Fewer Than Five Storeys	1845
Apartment In A Building That Has Five Or More Storeys	730
Row House	455
Semi-Detached House	35
Apartment Or Flat In A Duplex	15
Movable Dwelling	0
Other Single-Attached House	0
Total	5450

Transportation

Main Mode Of Commuting For The Employed Labour Force Aged 15 Years And Over In Private Households With A Usual Place Of Work Or No Fixed Workplace Address



Commutate Method	Commutate Subtype	Population	%
Other Method	Bicycle	20	0.42%
Car, Truck, Van	Driver: Car, Truck, Van	3395	71.47%
Other Method	Other Method	75	1.58%
Car, Truck, Van	Passanger: Car, Truck, Van	360	7.58%
Other Method	Public Transit	590	12.42%
Other Method	Walked	310	6.53%
Total		4750	100.00%

Notes

- 1) The source of all information in this section of the Neighbourhood Profiles is from Statistics Canada, Census of Population.
- 2) To ensure confidentiality, Statistics Canada has rounded the values of the data either up or down to a multiple of 5 or 10.
- 3) The percentages in some of the tables and figures have been rounded and may not add to 100%.
- 4) All of the figures except the total population and the breakdown by age and sex are based on the population living in private dwellings, that is, not in collective dwellings. Collective dwellings include rooming houses, hotels, motels, nursing homes, hospitals, staff residences, group homes, and corrections facilities.
- 5) For definitions, see 2021 Statistics Canada Census Dictionary
<https://www12.statcan.gc.ca/census-recensement/2021/ref/dict/index-eng.cfm>

